

euroscreen®

Sesame 2.1

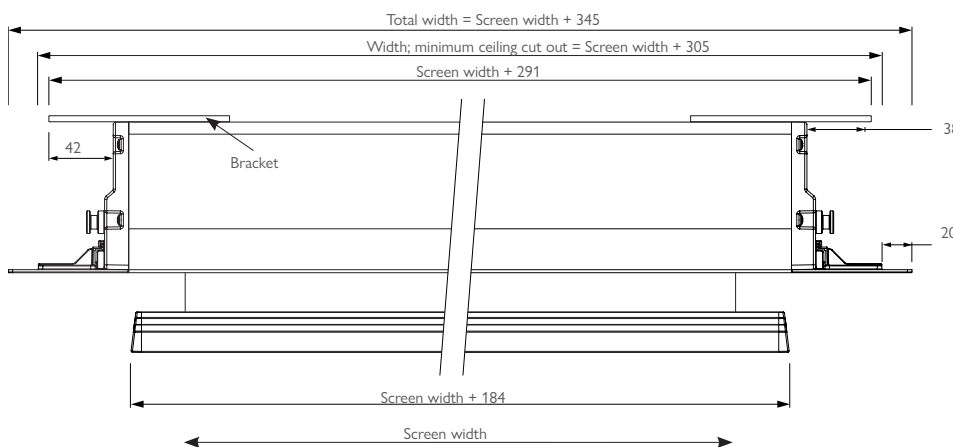
The **Sesame 2.1** is Euroscreen®'s award winning model with an innovative recessed ceiling case design for installation within a ceiling void. It is very suitable for installation in suspended or plastered ceilings.

It is equipped with adjustable inner brackets which allow for fine-tuning of the bottom dowel for perfect flush closure when retracted up into case. The white aluminium case itself has a stylish appearance, and unique removable integrated external flange profiles for easy and quick service access. The case also features a concealed drop function of the complete screen section, which enables easy access and the possibility to install case first and screen later. Brackets especially designed for Sesame 2.1 provide a trouble-free installation of the case in a prepared ceiling cut-out up to a 100 cm ceiling void.

Sesame 2.1 Tab Tension

This model features all of the benefits mentioned above, and an additional selection of tensioned screen surfaces. The tensioning function makes it possible to adjust the flatness of the surface and therefore provide a perfectly flat viewing surface for years to come.

SCREEN DIMENSIONS



Considerations regarding cut out width
 Minimum cut out width: screen width + 305
 Maximum cut out width: screen width + 343
 Recommended cut out width: screen width + 325

SCREEN SURFACES

- Arctiq**
 Matt white front surface, fibre glass support, black-backed.
 Gain 1.0
- Xpert**
 White front surface, black-backed. PVC free. Flame retardant (B1). Excellent surface flatness and colour temp. Gain 1,0.
- GreyLight**
 Grey front surface, fibre glass supported, black-backed. Gain 0.75

MOTOR CONTROL

ENYROOM-ER MOTOR
 Built-in controls
 Enyroom-ER radio receiver
 Dry contact (RJ12 connector)

Accessories
 Radio remote controls
 Autolink
 Dry contact transmitter
 WiFi-box App-control
 IP-box

INSTALLATION/WIRED MOTOR
 Accessories
 Control box (RS232, RF, IR,
 12V trigger,
 Dry contact transmitter)

STANDARD FORMATS SESAME 2.1

1:1

The screen format is 1:1. No black borders.

NO BLACK BORDERS

Available in sizes without black borders.

16:9

The screen has 5 cm wide black borders. The format of the viewing area is 16:9.

16:10

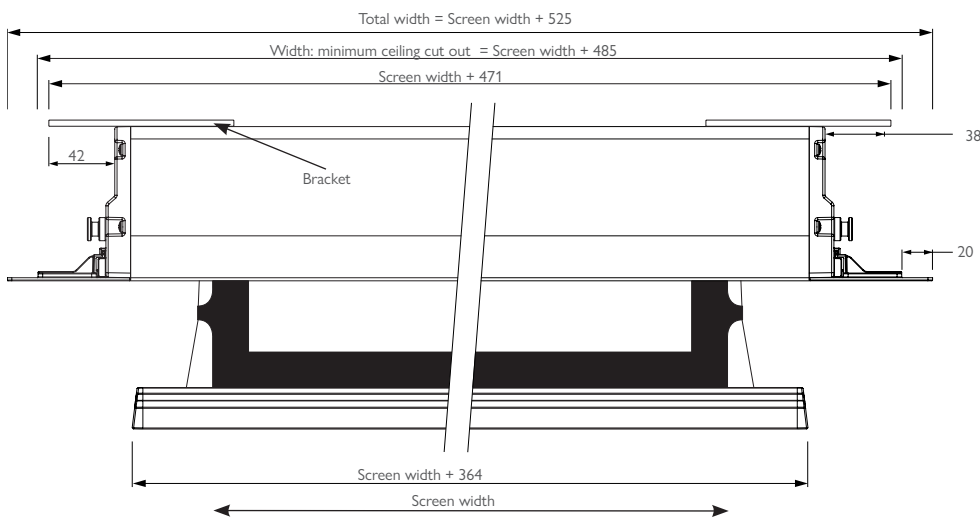
The screen has 5 cm wide black borders. The format of the viewing area is 16:10.

STANDARD FORMATS SESAME 2.1 TT

NO BLACK BORDERS

Available in sizes without black borders.

SESAME 2.1 TAB TENSION



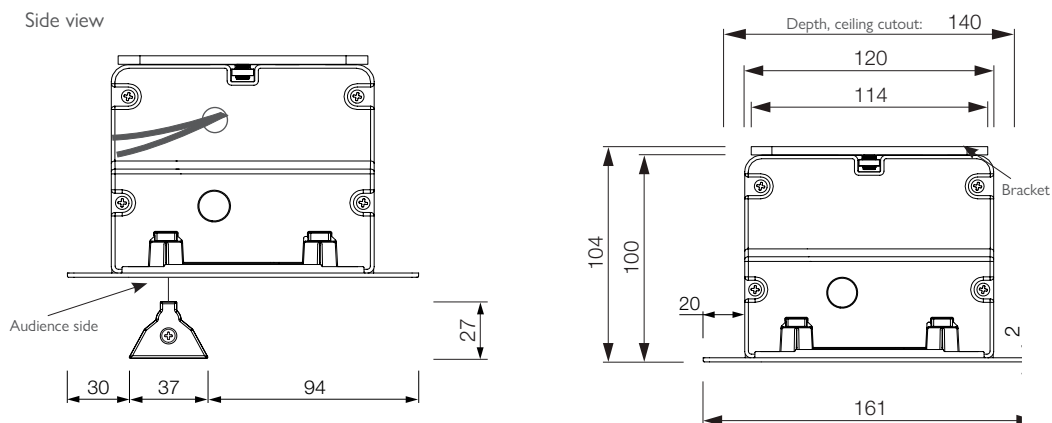
SCREEN SURFACES

FlexWhite
Pliable matt white front surface, superb colour rendition, Full HD & 8K compliant. Gain 1.0.

Flex Grey
Pliable Gray front surface, superb colour rendition, 8K compliant. Gain 0.8.

Considerations regarding cut out width
 Minimum cut out width: screen width + 485
 Maximum cut out width: screen width + 523
 Recommended cut out width: screen width + 505

CASE DIMENSIONS



PACKAGING DIMENSIONS SESAME 2.1

Screen width	Box length	Box width	Box height
1600	2040	245	250
1800	2240	245	250
2000	2440	245	250
2200	2640	245	250
2400	2840	245	250
2700	3140	245	250
3000	3440	245	250

PACKAGING DIMENSIONS SESAME 2.1 TT

Screen width	Box length	Box width	Box height
1600	2200	245	250
1800	2400	245	250
2000	2600	245	250
2200	2800	245	250
2400	3000	245	250